

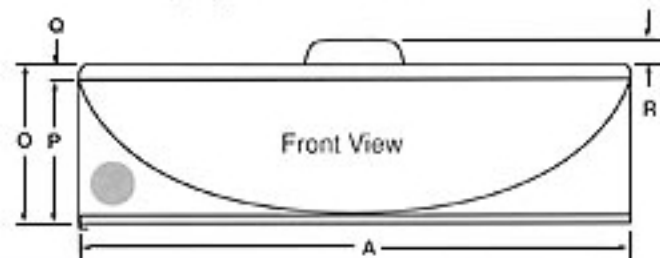
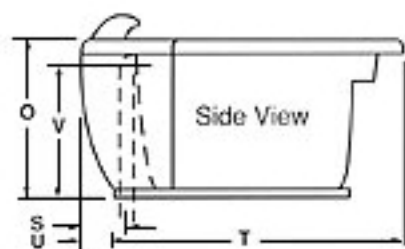
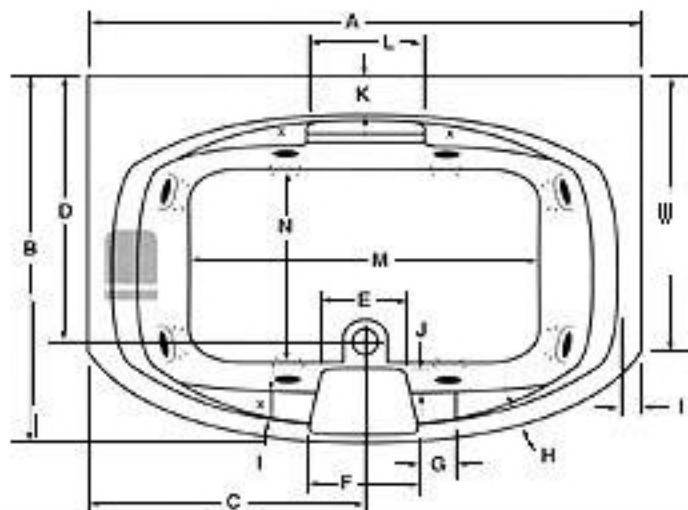


-  Pump motor
-  Jets
-  Anti-vortex suction
-  Overflow location



Model	GC	AC	A	B	C	D	E	F	G	H	I	J	K	L	M	N	O	P
6048	N/A	✓	60"	48"	30"	36"	N/A	N/A	N/A	2¾"	3½"	3"	4¼"	12"	36"	27½"	21"	18¾"
7248	N/A	✓	72"	48"	36"	34½"	9"	14"	5½"	2¾"	3½"	3"	4¼"	15"	44"	27½"	21"	18½"
Amps	Volts	Breaker	Dedicated Service						Q	R	S	T	U	V	W	Jets	Pump H.P.	Water Cap.
13.5	120	20 amp	GFCI Protected						1¾"	N/A	6"	42"	4"	17"	36"	8	2.25	65 gal.
13.5	120	20 amp	GFCI Protected						1¾"	3¼"	6"	42"	4"	17"	36"	8	2.25	75 gal.